

*FULLCOURT ENTERPRISE
COURTS E-FILING
UPDATES*

Commission on Technology

November 5, 2020



FULLCOURT ENTERPRISE IMPLEMENTATIONS

District Court Implementations

DC Cases Filings - Courts Installed	17,162	DC Courts Installed	10
Total 2019 Case Filings	58,604	Total DC Courts	56
% Court Filings Implemented		% Courts Installed	
29%		18%	

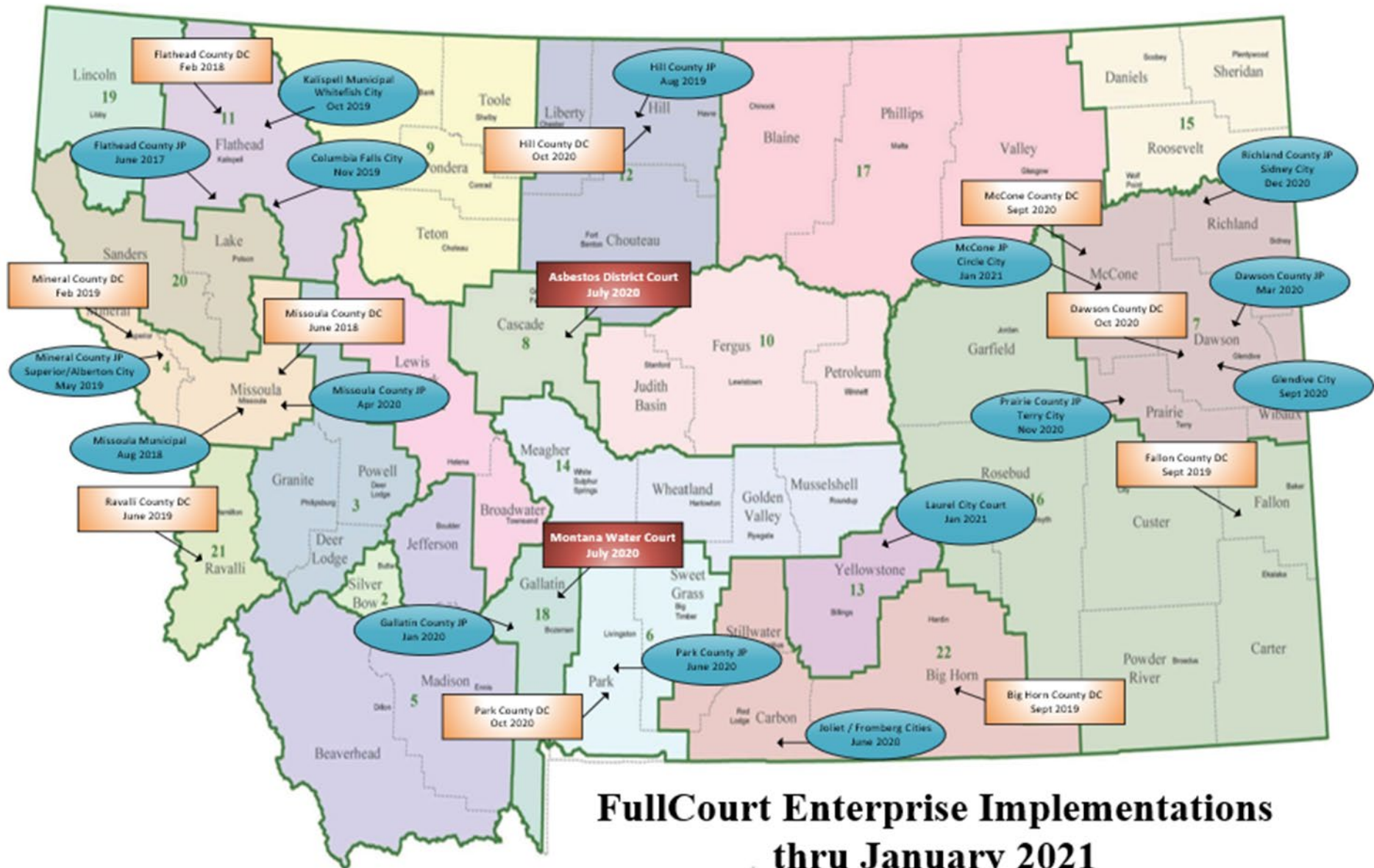
Limited Court Implementations

COLJ Case/Charge Filings - Courts Installed	74,060	COLJ Installed Courts	23
Total 2019 Case Charges / Civil Case Filings	233,604	Total COLJ Courts	136
% Court Filings Implemented		% Courts Installed	
32%		17%	

All Court Implementations

All Court Filings - Courts Installed	91,222	# of COLJ & DC Courts Installed	33
All Court Filings	292,208	Total All Courts	192
All Courts % Complete		% of All Courts Installed	
31%		17%	

State of Montana Judicial Districts



**FullCourt Enterprise Implementations
thru January 2021**

COVID FORCED IMPLEMENTATION CHANGES

- Rescheduled Yellowstone County District Court from June 2020 to August 2020
 - Postponed Yellowstone County Justice Court & Billings Municipal Court
 - August 2020 – Cancelled all Yellowstone County FCE Implementations
- ~~~~~
- Strategy Change ~ Began All Remote Conversions / Implementations
 - Smaller Courts Interested in Remote FCE Install
 - Targeting Multiple County Judicial Districts
 - 7th JD (5 counties)
 - 6th JD (2 counties)
 - 9th JD (4 counties)
 - 16th JD (7 counties)
 - Remote Installs Will Remain Our Focus Until Covid Subsides
 - Yellowstone County Courts Will Receive Immediate Priority when Onsite Installs Resume

E-FILING IMPLEMENTATIONS

District Court Implementations

DC Cases Filings - Courts Installed	16,017	DC Courts Installed	12
Total 2019 Case Filings	48,636	Total DC Courts	57
% Court Filings Implemented	33%	% Courts Installed	21%

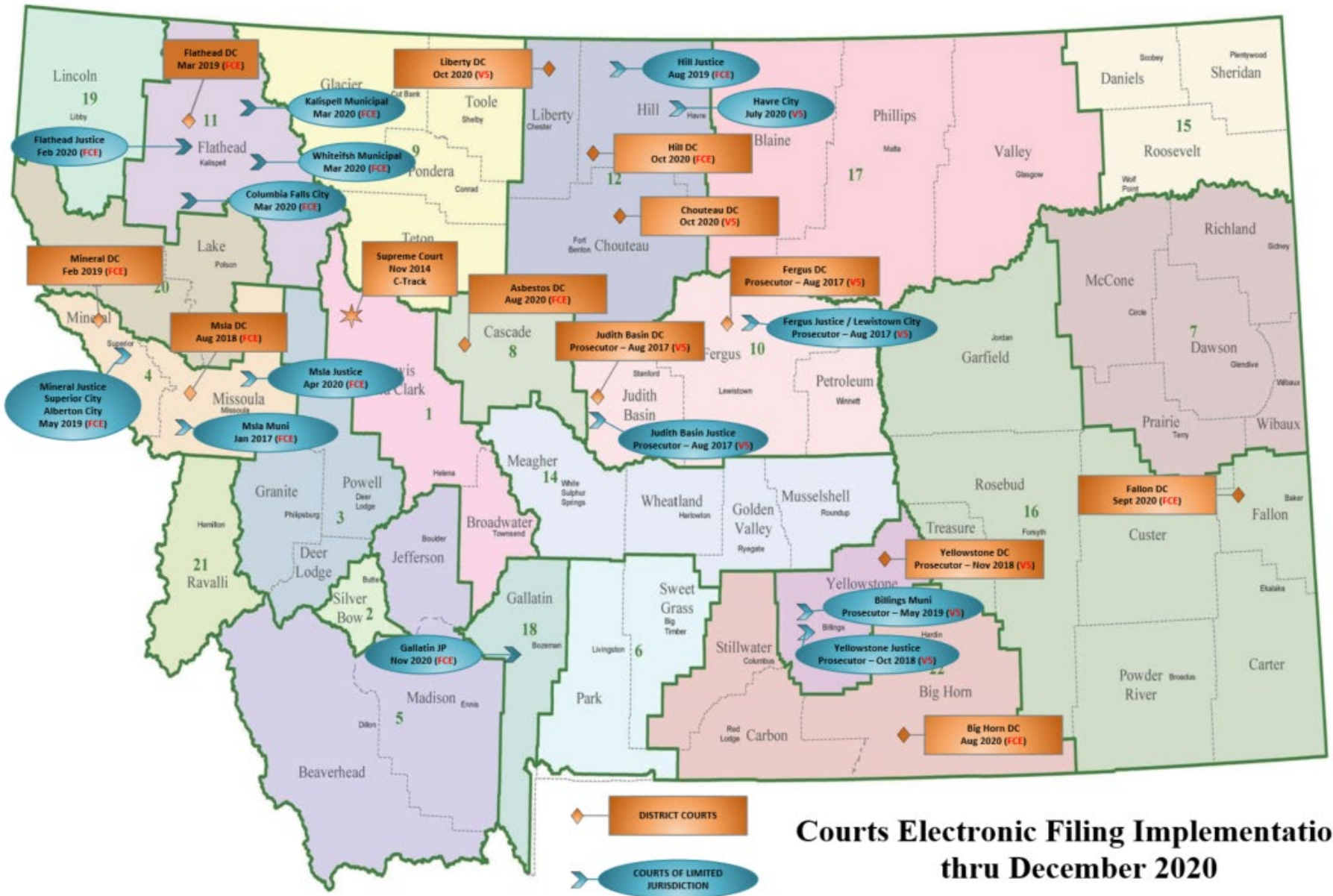
Limited Court Implementations

COLJ Case/Charge Filings - Courts Installed	96,626	COLJ Installed Courts	17
Total 2019 Case Charges / Civil Case Filings	228,026	Total COLJ Courts	136
% Court Filings Implemented	42%	% Courts Installed	13%

All Court Implementations

All Court Filings - Courts Installed	112,643	# of COLJ & DC Courts Installed	29
All Court Filings	276,662	Total All Courts	193
All Courts % Complete	41%	% of All Courts Installed	15%

State of Montana Judicial Districts



Courts Electronic Filing Implementations thru December 2020


COVID FORCED IMPLEMENTATION CHANGES

- Rescheduled Yellowstone County District Court from June 2020 to August 2020
 - Postponed Yellowstone County Justice Court & Billings Municipal Court
- August 2020 – Cancelled all Yellowstone County EF Implementations

~~~~~

- Strategy Change ~ Focus on Following the FCE Implementation Sequence
  - No Additional FullCourt V5 EF / System Overload, Old Technology
- All E-Filing Implementations Can Be Done Remotely
- Yellowstone County Courts Will Receive Immediate Priority when the FCE Implementations are Scheduled
- Begin Water Court Case and Workflow Analysis
- Evaluate Adding SL (Statutory Lien) Cases to E-Filing Workflows
- Continued E-Filing Technical Environment Improvements

**Montana Supreme Court  
E-Filing Automation Committee**



**Statistics as of 10/8/20**

Active, Registered E-Filers:

- 1 Chief/6 Supreme Court Justices
- 1 Clerk of the Supreme Court
- 38 District Court Judges
- 18 Limited Court Judges
- 33 Clerks of District Court
- 1957 Prosecutors/Attorneys
- 110 Court Reporters
- 371 Case Participants
- 1495 Authorized Staff
- 1 System Administrator
- **4031 total active users** (3,781 total active users on 5/20/2020)

| 10/8/20 Filings Submitted | 10/8/20 Number of Cases | Court                                      | 5/20/2020 Filings Submitted | 5/20/2020 Number of Cases |
|---------------------------|-------------------------|--------------------------------------------|-----------------------------|---------------------------|
| 48,985                    | 3,335                   | Montana Supreme Court                      | 45,004                      | 3,152                     |
| 118,023                   | 14,146                  | Missoula County District Court *           | 103,008                     | 12,731                    |
| 6,606                     | 694                     | Mineral County District Court *            | 5,830                       | 630                       |
| 41,044                    | 11,550                  | Missoula Municipal Court *                 | 35,982                      | 10,659                    |
| 3,169                     | 805                     | Mineral County Justice Court *             | 2,693                       | 702                       |
| 13,207                    | 695                     | Fergus County District Court ^             | 11,572                      | 643                       |
| 1,806                     | 368                     | Fergus County Justice Court ^              | 1,483                       | 305                       |
| 34,627                    | 9,180                   | Missoula County Justice Court of Record *  | 26,001                      | 5577                      |
| 2,010                     | 402                     | Lewistown City Court ^                     | 1,717                       | 341                       |
| 1,758                     | 69                      | Judith Basin County District Court ^       | 1,583                       | 65                        |
| 1,055                     | 196                     | Judith Basin Justice Court ^               | 956                         | 182                       |
| 13,365                    | 4,304                   | Yellowstone County Justice Court ^         | 11,339                      | 3,781                     |
| 91,134                    | 8,050                   | Yellowstone County District Court ^        | 71,254                      | 6,941                     |
| 51,682                    | 6,807                   | Flathead County District Court *           | 38,880                      | 5,549                     |
| 22,299                    | 6,985                   | Billings Municipal Court ^                 | 17,250                      | 5,618                     |
| 4,597                     | 1,452                   | Hill County Justice Court of Record *      | 2,967                       | 1,161                     |
| 39                        | 16                      | Town Court of Superior *                   | 26                          | 12                        |
| 16                        | 7                       | Alberton City Court *                      | 9                           | 6                         |
| 7,072                     | 446                     | Hill County District Court ^               | 4,645                       | 358                       |
| 457                       | 34                      | Chouteau County District Court ^           | 233                         | 25                        |
| 108                       | 10                      | Liberty County District Court ^            | 15                          | 3                         |
| 11,325                    | 5,388                   | Flathead County Justice Court *            | 4,855                       | 3,031                     |
| 2,060                     | 782                     | Kalispell Municipal Court *                | 671                         | 344                       |
| 474                       | 132                     | Whitefish Municipal Court *                | 203                         | 69                        |
| 336                       | 137                     | Columbia Falls City Court of Record *      | 79                          | 45                        |
| 601                       | 208                     | Havre City Court 7/21/2020 ^               |                             |                           |
| 217                       | 73                      | Asbestos Claims District Court 8/4/2020 *  |                             |                           |
| 337                       | 139                     | Big Horn County District Court 8/25/2020 * |                             |                           |
| 21                        | 14                      | Fallon County District Court 9/29/2020 *   |                             |                           |
| <b>478,430</b>            | <b>76,424</b>           | <b>Totals</b>                              | <b>388,255</b>              | <b>61,930</b>             |

\* denotes FCE court ^denotes v5 court